



CopyFUN[®]
Heat Transfer Paper








PURPLE

Ink Jet Transfer Paper



- This high end quality heat transfer paper is used for all water based inks.
Easy to handle Ink Jet heat transfer paper does not bleed and has a stunning wash-ability!

User instruction CopyFUN Purple:

<p>1</p> <p>Print on the ROUGH side of the 'CopyFUN Ink Jet Purple' heat transfer paper. (DO NOT mirror image).</p> 	<p>5</p> <p>Position the transfer onto the cotton t-shirt. Image side facing up!</p> <p>Place a silicone sheet on top of the transfer. This should cover the whole area.</p> 
<p>2</p> <p>Trim around the image.</p> 	<p>6</p> <p>Press, using a commercial heat press: 190°C, Medium pressure (4bar) 20 seconds</p> <p>Ironing by hand: hottest setting using firm pressure making circular motions for 1 minute!</p> 
<p>3</p> <p>Before transferring the image, pre heat the t-shirt to release moisture</p> <p>Commercial Heat press: 190°C, 4 bar, 4sec.</p> <p>Ironing by hand: hottest setting for 20 sec.</p> 	<p>7</p> <p>Peel away silicone sheet after pressing!</p> 
<p>4</p> <p>Gently slide your thumb along the edge of the transfer paper to release carrier paper from transfer.</p> 	<p>8</p> <p>"CopyFUN" It's so easy to work with!</p> 