


sign standoffs installing instruction




1. Drill the right hole size on the sign glass or panel.
(the hole size is according to the thread of sign standoffs)
And prepare the plastic socket and screws .




2. Drill the hole on the wall you want to put the sign .



3. Fix the female part of the sign standoffs on the wall .



4. Put the sign glass or panel on the female part and fix the sign with the male part of sign standoffs .



5. Finished .