

# JQ Series CO2 laser: JQ9060, JQ6040, JQ4030

JQ-9060



**JQ Series CO2 lasers with unparalleled beam quality, efficiency and longevity.**

- ✔ Powers from 60w-150w at 10.6um
- ✔ High stability laser output
- ✔ Water cooling and protect system
- ✔ DSP control system
- ✔ Coreldraw, AutoCAD control the machine directly.
- ✔ Mirrors and lens are made in the USA or Singapore. They are high quality.
- ✔ Linear rails are made in Taiwan.
- ✔ Some motors are made in Japan.
- ✔ Easy to learn and use.

## JQ-9060 Parameter:

Model	JQ-9060 Laser Cutter
Working area	90cm*60cm / 35in*24in
Equipment Dimension	145cm*110cm*107cm 57in*43in*42in (L*W*H)
Laser power	60W/80W/100W/150W
Laser type	CO2 sealed laser tube,water-cooled
Engraving speed	0-6000cm/min
Cutting speed	0-5000cm/min
Power supply	220V/50HZ , 110V/60HZ
Graphic format supported	BMP, PLT, DST, DXF, AI
Software supported	CorelDraw, PhotoShop, AutoCAD,TAJIM
Driving system	3 phases stepper motor
Net Weight	230kg

### Applicable Engraving Material:

Acrylic, Perspex, Wood, Glass, Marble, Granite, Cloth, Fabric, Metal Coating, Dual-colour board, MDF, Leather, Rubber, Paper and so on.

### Applicable Cutting Material ( 60W-150W Laser tube)

Acrylic/perspex ( 1-30mm), MDF(1-12mm), Wood( 1-30mm),  
Cloth, Fabric, Dual-colour board, Rubber, Leather, Paper

## JQ-6040 Laser Engraving Machine













Model	JQ-6040
Working area	60cm*40cm / 24in*16in (L*W)
Laser power	40W/60W
Laser type	CO2 sealed laser tube,water-cooled
Engraving speed	0-6000cm/min
Power supply	220V/50HZ , 110V/60HZ
Min. shaping character	English 1.0 x 1.0mm
Graphic format supported	BMP, PLT, DST, DXF, AI
Software supported	CorelDraw, PhotoShop, AutoCAD,TAJIM
Driving system	2 phases stepper motor
Equipment Dimension	1050mm*750mm*970mm 41in*30in*38in (L*W*H)
Packing Dimension	1150mm*850mm*1050mm 45in*33in*41in (L*W*H)
Net Weight	150kg
Optional parts	Up-down worktable, USB Port, Red light pointer, Autofocus

## JQ-4030 Mini Laser Engraving Machine



Model	JQ-4030 Mini Laser Engraving Machine
Working area	40cm*30cm / 16in*12in (L*W)
Laser power	25W/40W/60W
Laser type	CO2 sealed laser tube,water-cooled
Engraving speed	0-5000cm/min
Power supply	220V/50HZ , 110V/60HZ
Min. shaping character	English 1.0 x 1.0mm
Graphic format supported	BMP, PLT, DST, DXF, AI
Software supported	CorelDraw, PhotoShop, AutoCAD,TAJ
Operating environment	Windows98/2000/XP, Vista
Driving system	2 phases stepper motor
Equipment Dimension	720mm*560mm*480mm 28in*22in*19in (L*W*H)
Packing Dimension	820mm*660mm*640mm 32in*26in*25in (L*W*H)
Net Weight	90kg

## Machine Configuration

<b>Standard Configuration</b>	<p><b>Laser tube</b> 25w laser tube feature: Length: 750mm / 29.53in Diameter: 55mm / 2.17in</p>		
	<p><b>Mirrors</b></p>		<p><b>Water pump</b></p> 
	<p><b>Exhaust fan</b></p>		<p><b>Air pump</b></p> 
<b>Optional</b>	<p><b>Up-down worktable</b> Make the Z-axis worktable move up and down automatically.</p>		<p><b>Red light pointer</b></p> 
	<p><b>Rotary attachment with rollers</b> It can engrave bottles and cups.</p>		<p><b>Water chiller</b></p> 
<b>Optional</b>	<p><b>USB feature</b> Make the machine work without a computer.</p>		<p><b>Rotary attachment With clips</b> It can engrave cylinders such as bamboo, cups.etc.</p> 